



PHYCOLOGICAL NEWSLETTER

A PUBLICATION OF THE PHYCOLOGICAL SOCIETY OF AMERICA

SUMMER FALL 2008

Editor:

Juan Lopez-Bautista

Department of Biological Sciences

University of Alabama

Tuscaloosa, AL 35487

jlopez@ua.edu

Co-Editor:

Dale Casamatta

Department of Biology

University of North Florida

Jacksonville, FL 32224

dcasamat@unf.edu

VOLUME 44

1

NUMBER 2



Dear PSA members,

Please welcome our new Co-Editor for the PSA newsletter, Dr. Dale Casamatta, from the University of North Florida at Jacksonville. Remember, in this PDF version you will find email addresses and website links. Just click on an e-mail address and your dedicated e-mail software will start a new message. Similarly, when you click on a website link, your browser will load and take you to the website. Also, remember to update to the latest free version of Adobe Reader (www.adobe.com)

Juan Lopez-Bautista, Editor


INSIDE THIS ISSUE:

Message from the Editor	1
Awards and Nominations	2
Courses	6
Trailblazer No. 29: A. A. Aleem	10
Books	15
Past and upcoming events	17
News	22
Obituaries	23
Business Meeting Minutes	26
Deadline	29

AWARDS AND NOMINATIONS

2008 PSA Award of Excellence

Drs. Clinton J. Dawes (University of South Florida) and Jeremy Pickett-Heaps were this year's recipients of the PSA's Award of Excellence. This award was established to recognize phycologists who have demonstrated sustained scholarly contributions in, and impact on, the field of phycology over their careers.



*Clinton J. Dawes
2008 PSA Award of Excellence
At 2008 PSA meeting held at Loyola University, New
Orleans, Louisiana.*

Clinton J. Dawes received his PhD degree at the University of California at Los Angeles under the direction of Carl Hammner. Following his degree in 1961, he obtained a NSF postdoctoral position in Australia and continued his work at the University of South Florida since 1964. At USF he became Chairman of the Department of Biology and later was honored as a Professor Emeritus in 1999.

His extensive contributions range from cytology, taxonomy and floristics, to physiology, ecology and applied phycology. He has published 145 papers in peer-reviewed journals and over 20 publications in books and meeting proceedings. He is well known for the publication of several books on marine algae and marine plants, in particular *Marine Botany* and his latest publication, *The Seaweeds of Florida*. Further, he has published textbooks for biologists employing Electron Microscopy. He has served in the editorial boards of no fewer than 5 well regarded journals. He has received many awards, among them the USF Distinguished Scholar Award, the Distinguished University Research Professor Award, and a Fullbright Scholar Award. Further he has received a number of grants including US-Israel Bi-National Agriculture Research and Development, NSF, NOAA, Sea Grant, Florida Dept. of Natural Resources and the US Agency for International Development.

The contributions of Clinton Dawes to the PSA have been substantial. He has served in several committees and was elected its President in 1979. He served on the Board of Trustees from 1984 to 1988, and during several years he participated in the Editorial Board of the Journal of Phycology.

One of Clinton's greatest contributions to phycology has been in the teaching and mentoring area. Clinton had a total of 53 graduate students, including 36 Masters and 17 PhD students. His teaching experiences have benefited not only scholars in the USA but also in Belize, Mexico and the Philippines.

Clinton Dawes' accomplishments as a researcher, mentor and phycological outreach are truly exceptional.



Jeremy Pickett-Heaps
2008 PSA Award of Excellence

SUMMER FALL 2008

world renowned microcinematographer, and his digital productions depict a diverse array of biological topics. His subjects include prokaryotic diversity, *Xenopus* morphogenesis, cell division, rhodophyten reproduction, diatoms, Oedogoniales and Zygnematales.

Any instructor in phycology is deeply indebted to Jeremy's work, not only because of his scientific contributions in phycology but most recently, for the production of outstanding teaching materials. His digital productions are full of scientific facts, generators of challenging questions, and presented in such an elegant way.

Dr. Jeremy D. Pickett-Heaps was born in Bombay, India, and received his PhD degree in 1965 from Cambridge University, England. He spent the next five years at the Australian National University (Canberra, Australia) at the John Curtin School of Medical Research and the Research School of Biological Sciences. Dr. Pickett-Heaps became a member of the Department of Molecular, Cellular and Developmental Biology at the University of Colorado in Boulder (USA) from 1970 to 1988. He moved to Australia in 1988 as a Professor at the School of Botany, University of Melbourne, Victoria, where he continues his activities as a Professorial Fellow.

Dr. Pickett-Heaps has been the recipient of many awards, among them, the 1974 Darbaker Prize of the Botanical Society of America, the Centenary Medal (Australia) in 2003, and Honorary Doctorate of Laws, St. Francis Xavier University, Nova Scotia in 2003, to name just a few. Among his many scientific contributions, the publication of his book, *Green Algae: Structure, Reproduction and Evolution in Selected Genera*, remains a classic on the shelf of any phycologist. Jeremy's scientific publication encompass over 190 peer-reviewed articles, as well as two video discs, nine video tapes, and two DVDs.

He is best known for his work on the origin of higher plants from green algae and his work on fine structure and morphogenesis, in particular the microtubule organizing centers (MTOCs), the preprophase band of dividing plant cells, the phragmoplast vis-a-vis phycoplast systems in mitosis of dividing plant and green algal cells, and kinetochores capturing spindle microtubules during mitosis.

During the last fifteen years he has become a



SUMMER FALL 2008

Volume 44

4

Number 2

2008 PROVASOLI AWARD WINNERS



Mark Hildebrand receiving the 2008 Provasoli Award in the name of all authors during the PSA Banquet at the Louisiana Swamp Exhibit, Audubon Zoo, New Orleans, LA

The Luigi Provasoli Award for the outstanding paper published in the *Journal of Phycology* during 2007 was presented to Mark Hildebrand, Luciano G. Frigeri, and Aubrey K. Davis for their paper "Synchronized growth of *Thalassiosira pseudonana* (Bacillariophyceae) provides novel insights into cell-wall synthesis processes in relation to the cell cycle" [*J. Phycol.* 43:730-740]. The authors are all from the Marine Biology Research Division, Scripps Institution of Oceanography, University of California, San Diego.

Congratulations for a great effort!

2008 BOLD AND PSA POSTER AWARD WINNERS



2008 Bold Award winner Brian P. Piasecki (left) and Kirsten Müller.

This year's Bold Award and Poster Award sessions were well attended and included nine participants in the Bold Session and seven in the Poster Award category. The Bold Award was given to Brian P. Piasecki (supervisor: Dr. C. Silflow) with a honorable mention to Kim Conklin (supervisor: Dr. A. Sherwood). Brian gave an outstanding talk on basal body maturation and formation of flagella using mutants of *Chlamydomonas reinhardtii*. Kim noted evidence for repeated colonizations of *Spiridia filamentosa* in the Hawaiian Islands using a portion of the nLSU rRNA gene and the intergenic spacer of CO2-3.

Rachel Lindgren (supervisor: Dr. M. Julius) was the recipient of the PSA poster award and presented a well-rounded study that examined if commercial filtering systems remove cyanobacteria and their toxins in rural areas using a combination of techniques. Overall, both the Bold Award and Poster Award sessions were excellent, and all students are commended for outstanding work on their research projects.

Dr. Kirsten Müller

CALL FOR NOMINATIONS!
2009 PSA Award of Excellence

SUMMER FALL 2008

The Award Committee is soliciting nominations for one or more Awards of Excellence. The PSA Award of Excellence honors scientists for a record of sustained scholarly activity, including teaching and service, who have had a major impact on the field of phycology. The Award is a career achievement award for a living phycologist. See previous awardees at <http://www.psaalgae.org/soc/excel.shtm>.

Nomination packages should include a single nominating letter from a PSA member highlighting the reasons for the nomination, and a complete CV for the candidate (including information relating to teaching and service). There should be two additional letters of support to complete the nomination package. All nomination packages received in the last two years will be considered for the 2009 award.

Nominations will be welcomed for all fields of research/teaching on algae and also should highlight the candidate's service to PSA and/or other phycological societies. Inquires and/or materials should be emailed to Morgan Vis (vis-chia@ohio.edu), Chair, PSA Award of Excellence Committee, Department of Environmental & Plant Biology, Porter Hall Rm. 315, Ohio University, Athens, OH 45701.

Complete nomination packages must be received by January 15, 2009 in order to receive full consideration for the award to be presented at the 2009 PSA Annual Meeting.



2008 Bold Award participants (from left to right): Jang L. Kim, Michael Lynch, Brian Piasecki, Dr. Kirsten Müller, Nathan Smucker, Kim Conklin, Chad Lozada, and Lilibeth Miranda.

SUMMER
FALL 2008

COURSES

Volume 44

6

Number 2



The Smithsonian Tropical Research Institute, Bocas Research Station

PAN-AMERICAN ADVANCED STUDIES INSTITUTE

Advanced Tropical Field Phycology

Dates: August 14-September 4, 2009


Location: Bocas Research Station, Bocas del Toro, Panama.

Instructors: Drs. Brian Wysor, Wilson Freshwater, and Suzanne Fredericq,

Organizer: Rachel Collin, STRI

Participating Experts: Drs. Renato Crespo Pereira, Rafael Riosmena-Rodriguez, Susana Enríquez Domínguez, Juan Lopez-Bautista, Guillermo Diaz-Pulido, Amy Driskell, and Steve Paton

Application: This is an NSF-funded, 3-week workshop for international graduate students, post-docs, and young investigators. The focus is on state-of-the-art methods and concepts for the study of macroalgae. Please e-mail your CV, 1 letter of recommendation, and a 1-2 page statement explaining your background and reasons for taking the course, to Rebecca Rissanen at RissanenJ@si.edu **before** February 15, 2008. For more information see <http://striweb.si.edu/taxonomy/>



FRESHWATER ALGAE COURSE 2009

Where and when? Kindrogan Field Centre, Enochdhu, Blairgowrie, Perthshire, Scotland (near the tourist area of Pitlochry), Friday, 5 June – Friday, 12 June, 2009. This is the 14th year that the course has been offered.

<http://www.field-studies-council.org/kindrogan/>

What is the course about? The course takes full advantage of the excellent range of aquatic and terrestrial habitats in this beautiful area of Highland Perthshire to provide a sound introduction to the recognition, identification and ecology of freshwater algae. Emphasis will be placed on the use of the microscope and taxonomic keys for the identification to generic and species level and their ecological importance.

Who are the participants? The course is open to individuals with different backgrounds ranging from beginners to those who would like to refresh their knowledge of particular groups of algae or experience collecting in a different region of the world.

What is the full cost of the course? The course costs £455 per person (approx €545 or \$802), which includes accommodation, all meals (please notify the Centre if you have any special dietary needs) and tuition.

Who are the course tutors? The course tutors, Dr. Eileen Cox and Prof. Elliot Shubert, have taught this course for the past twelve years and they have a wide-ranging expertise on freshwater algae. Eileen and Elliot conduct research at The Natural History Museum, London, specialising in diatoms and green algae, respectively. Eileen has published a key to live diatoms and is Co-Editor-in-Chief of the European Journal of Phycology. Elliot has published a key to the non-motile coccoid and colonial green algae and is Editor-in-Chief of Systematics and Biodiversity. We will be joined for part of course, by Guest Tutor, Dr Laurence Carvalho, Centre for Ecology and Hydrology, who will give a presentation on the EU Water Framework Directive.

Is there support for students? Yes, support for a student stipend is available from:
The British Phycological Society

SUMMER FALL 2008

<http://www.brphycsoc.org/funding.lasso>
The Phycological Society of America
<http://www.psaalgae.org/soc/croasdale.shtm>
The British Ecological Society
<http://www.britishecologicalsociety.org>

How do you get to Kindrogan? Edinburgh and Glasgow have international airports. The airports have a coach connection to the main railway station in the respective cities. The nearest mainline railway station is Pitlochry, which is on the London Kings Cross-Edinburgh-Inverness route. Participants will be met at Pitlochry by Kindrogan staff.

Where can I find more information? For detailed information about the Kindrogan Field Centre:

<http://www.field-studies-council.org/kindrogan/>
For course information and a booking form, go to:

<http://www.field-studies-council.org/2008/courseinfo.aspx?id=503>

If you have any other queries, please contact:

e.shubert@nhm.ac.uk
Prof Elliot Shubert
Department of Botany, The Natural History Museum
Cromwell Road, London SW7 5B D, United Kingdom
Tel 020 7942-5606 (UK)
Tel +44 207 942-5606 (international)
Fax 020 7942-5529 (UK)
Fax +44 207 942-5529 (international)



DURHAM FRESHWATER ALGAL COURSES

Our annual freshwater identification (all groups) course has been run at Durham University (UK) from 1992 and advanced courses on blue-greens and green algae for the past six years.

The provisional date for the next Introductory Course is Sunday 28 June to Friday 3 July 2009.

Please contact the organisers for further information:

Prof. Brian Whitton: b.a.whitton@durham.ac.uk

Prof. David John: d.john@nhm.ac.uk

Advanced Course on Blue-green and Green Algae

The aim of the course is to provide training on identification of blue-green algae (cyanobacteria) and green algae at a more advanced level than in the Introductory Course on Freshwater Algal Identification. This course is planned especially for anyone who has attended the introductory course, but also for others with considerable experience of field material or who would benefit from refreshing their knowledge. The course focuses on identification, especially using modern methods including interactive keys.

Course leaders are Prof. Brian Whitton and Dr. David John, with contributions from Dr. Alan Donaldson (consultant) during part of course. The course is a mixture of lectures and practicals, together with a field trip. The course deals with blue-green and green algae; other groups are mentioned only if important in field samples. The field visit includes the Sunbiggin Tarn region (Cumbria), which has a range of wetland areas, and a main river site (provisionally River Eden).

Introductory Course on Freshwater Algal Identification

The aim of the course (run since 1992) is to train staff from governmental agencies, water companies, other companies, consultancies, research students and overseas visitors in the identification of the more common and environmentally-important microscopic and macroscopic freshwater algae.

The course is a mixture of lectures and practicals, together with an afternoon field trip. It ends formally after lunch on Friday, though there is an optional trip to sites along the River Wear in the afternoon.

Dr. David John and Prof. Brian Whitton give the majority of the lectures. Dr. Gordon Beakes (University of Newcastle), Dr. Alan Donaldson (consultant) and Dr. Martyn Kelly (Bowburn Consultancy) will also contribute. Everything else is provided including access to The Freshwater Algal Flora of the British Isles (John, Whitton, Brook) and interactive identification keys on CDs. Some may find it useful to bring their own portable computer. A training manual (2008 revision) will be distributed in advance of the course

Travel and Booking for Courses

Residence and meals for both courses is at Hild-Bede College which is situated on a hill above the River Wear and has a fine view over the river and city; it also has an excellent reputation for food and drink. Arrangements can be made for special diet requirements. Parking is available inside the college.

Travel Durham is on the main rail line between London King's Cross and Edinburgh. Trains are about once an hour, and the journey from London (260 miles) takes three hours. A taxi from the station to Hild-Bede College (about 1.5 miles, but a long hill for walkers) costs about £3.50. The nearest airport is Newcastle-upon-Tyne. A taxi from Newcastle airport to Durham (26 miles) takes 35-45 minutes and costs about £40. The organizers usually meet members at the airport if they arrive on a day prior to the course, but this may be difficult on the Sunday.

Information on our 2009 freshwater algal training courses can also be found on <http://www.brphycsoc.org/courses.lasso>

Where? Friday Harbor Laboratories, University of Washington

Dates: 14 June to 17 July 2009

Instructors:

Dr. Charles O'Kelly okelly@hawaii.edu

Dr. Paul Gabrielson drseaweed@hotmail.com

Application deadline: 1 February 2009

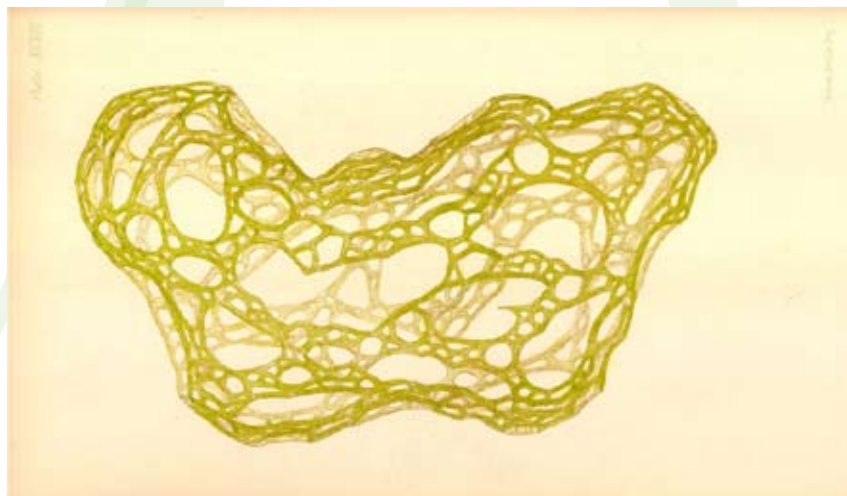
The theme of the course is "principles, methods, and applications of marine algal biodiversity studies," in particular the macro- and microalgae of benthic environments. This is a hands-on field and laboratory intensive course. Students will learn classical and contemporary methods to characterize, identify and classify algae; the theories underlying the methods; application of biodiversity information in research (e.g. benthic ecology, cellular evolution), regulatory (e.g. invasive species) and industrial (e.g. biofuels) settings. Students will gain practical experience in tools that are applicable worldwide, such as: specimen collection, preservation, and databasing; light and electron microscopy; DNA isolation and sequencing; computational approaches to phylogeny reconstruction. Field work will be extensive, as the diverse and species-rich aquatic habitats on and around San Juan Island are ideal for the examination of both macroalgal and microalgal diversity.

For more information about the course, visit:

<http://depts.washington.edu/fhl/studentClasslist2009.html#SumA-4>

For information on the Friday Harbor Labs, including how to apply, housing, and financial aid packages, visit:

<http://depts.washington.edu/fhl/>



SUMMER FALL 2008

Volume 44

10

Number 2

PHYCOLOGICAL TRAILBLAZER

No. 29: A. A. Aleem

An important fact to state at the start about Anwar Abdel Aleem is that his contributions to phycology were only part of the story. He was as highly esteemed as an oceanographer (El Sayed & Morcos, 2004). Over a long career he made numerous innovative contributions on marine algae (macro- and micro-, including diatoms and cyanobacteria), marine fungi, seagrasses, fouling organisms, and marine mollusks and other invertebrate groups, and mimicry between seaweeds and invertebrates. His interests were diverse: ecology, succession, technology systematics, floristics, history, and physiology.

He was an avid student of the history of Arab navigation and was a regular participant at every International Congress on the History of Oceanography. He also was a frequent attendee at International Seaweed Symposia (Fig. 1) and the International Phycological Congresses. Although he spent much of his career holding fellowships or professional appointments at various foreign universities, visiting far-flung marine stations, or on expeditions, Alexandria was always the center of his existence, the place of his birth on 13 December, 1918, his primary and secondary education in local government schools, his home and pivot point from which he would radiate out into the world. He earned his B.Sc. (Hons.) degree from Cairo University in 1941, followed by the M.Sc. degree from Alexandria University in 1945. The title of his Masters thesis was "A contribution to the study of the marine algae of Alexandria and its vicinity".



Fig. 1. Prof. A. A. Aleem. Attending the International Seaweed Symposium in Santa Barbara, CA, August, 1977. (Photo taken by W. R. Taylor.)

Working in England as an Egyptian government scholar with Prof. F. E. Fritsch, the pre-eminent phycologist of his generation, Aleem researched the ecology of British marine littoral diatoms. There was an interesting phenomenon of the appearance of a golden-brown coating covered the exposed surface of certain mud-flats after the tide receded. Following this phenomenon at Whitstable in Kent, Aleem found the golden growth to be a community comprised of about 10 species of raphid diatoms. Laboratory studies were carried out to try to understand the movements of the diatoms. Aleem (1950a) demonstrated that the daily periodicity of the diatom community depended mainly on two factors, the light and the tidal cycle. In another study, using a study site in Dorset, he delineated eleven different communities of diatoms based on their littoral distribution, and he determined their various seasonal periodicities (Aleem, 1950b). London University awarded him a Ph.D. in 1949 and a D.Sc. in 1970. Many of Aleem's early publications were on diatoms. One distinction in his career is that he was the only person to have co-authored a publication (in fact, two of them) with the famous German diatomist Friedrich Hustedt.

Aleem's primary academic affiliation was with the University of Alexandria. He held the professorship in Biological Oceanography for the period 1959 to 1972. During this time he helped develop the curriculum of the Department of Oceanography, and he was involved in the Department's

SUMMER FALL 2008

becoming a model multidisciplinary system. He made sure that the students in oceanography supplemented their education with training at sea (he obtained the first boat to be owned by the Department) and that they spent time at foreign stations, e.g., at Banyuls-sur-Mer, Marseille, and Monaco. This was a new approach.

Prof. Aleem profited immensely from his training gained at various marine stations. In 1949 he received training at the Plymouth Laboratory of the Marine Biological Assoc. of U. K. under Drs W. R. G. Atkins and H. W. Harvey. He learned techniques of making bioassays of natural sea water. He also conducted research at the marine station at Port Erin on the Isle of Man, the Gatty Marine Laboratory in Scotland, and the Dove Marine Laboratory on the Northumberland coast of England. This stay in the British Isles was followed by a year (Aug. 1949 - Aug. 1950) spent at the Marine Botanical Institute in Gothenburg, Sweden, working with Dr Tore Levring. Next he spent many months visiting most marine stations in Europe: Den Helder in The Netherlands, both the Kiel and Hamburg Marine Institutes as well as the Max-Planck-Gesellschaft in Plön, Germany. Then he was on to France, with time spent at the National Museum of Natural History in Paris and the Laboratoire Arago at Banyuls-sur-Mer, where he collaborated on marine fungi with Prof. Jean Feldmann.

Aleem was always an energetic, highly motivated person, one who in retrospect had many opportunities come his way and who made the most of them. One such opportunity was a Fulbright Foundation scholarship to study in the U. S. A. in 1954-55. He spent most of 1954 as a research fellow at the Allan Hancock Foundation in Los Angeles, where he was a visiting associate professor at the University of Southern California. From January to July of 1955, he was a research fellow at the Scripps Institution of Oceanography. It was during this time that he learned how to use the relatively new research tool of SCUBA-diving. This greatly facilitated his responsibility of managing a project on kelp ecology. Several papers on this topic were produced. In a paper in *Science* (Aleem, 1956a) the standing crop of the *Macrocystis* beds was estimated to

be between 25 and 40 tons/acre and the average annual yield to be about 4-6 tons/acre (fresh wt.)

Aleem was an exchange research fellow in 1961 at the Institute of Oceanology in Moscow. This stay included one month in Leningrad and some time at the University of Moscow's marine laboratory located on the White Sea. As always, some publications resulted from this stay. In the mid-1960s at the invitation of the Woods Hole Oceanographic Institution Aleem participated on Cruise #9 of R/V 'Anton Bruun' as part of the International Indian Ocean Expedition. As a member of a scientific group sponsored by the Food and Agriculture Organization (of the United Nations) Aleem took part in an oceanographic and fisheries tour of the Soviet Union in 1964. From September 1968 to November 1969, Aleem was a holder of a Dohrn Foundation grant that enabled him to conduct research at the world-renowned Stazione Zoologica Napoli. He divided his time between the primary laboratory in Naples and the newly set up satellite laboratory located on Isola de Ischia, the latter having been the residence of Station founder Anton Dohrn.

Thanks to a UNESCO grant, he attended the International Symposium on Marine Sciences in Tokyo in Sept., 1970, where he presented a plenary lecture to the general assembly. The title of his talk was "Man's Intervention in the Sea." In the early 1970's he undertook a mission sponsored by UNESCO to develop a program in the marine sciences at the University of Sierra Leone in West Africa. He worked to set up a curriculum of courses leading to a diploma in marine science and also established a library there. A National Science Foundation grant enabled him to present his

SUMMER FALL 2008

Volume 44

12

Number 2

research at an International Symposium on Marine Mycology in North Carolina in September, 1979, and he was a visiting researcher professor at the Duke University Marine Laboratory in 1979-80.

His academic appointments included serving as Professor in the Faculty of Science of King Abdul Aziz University in Jeddah, Saudi Arabia, from 1980 to 1985. This was a highly productive time not only for writing many papers on the marine algae of the Red Sea but for establishing the Department of Oceanography (later the Institute of Marine Sciences on the Red Sea) at that University. He spear-headed that effort. Following his academic service in Saudi Arabia, he returned to Egypt and



Fig. 2. A young Aleem, oil painting in his apartment on Wabour El Maya, Alexandria.

held the title of Professor Emeritus in the Faculty of Sciences, Alexandria University, until his death on 27 October, 1996, at the age of 77. He was survived by his son Hosam and his daughter Eiman.

The most significant characteristic of Dr. Aleem's body of work is its broad encompassing scope. His major research accomplishments can be summarized by the following topics: the marine algae of the eastern Mediterranean and the Red Sea; migration of biota between the Red Sea and the Mediterranean through the Suez Canal (Aleem, 1948); seagrass ecosystems; marine fungi, particularly those of mangrove communities; the effects of the Aswan High Dam on the marine life off the Nile Delta; the productivity of Egyptian lakes and lagoons; the coastal biota of the Red Sea; and paleoecology of Fayoum Lake in Upper Egypt. The bibliography which follows is largely restricted to his contributions in marine botany and does not include additional papers dealing with marine archaeology, the history of Arab navigation, environmental hazards in the ocean, trends in teaching oceanography in Arab universities, etc. The years 1970-1972 give the false impression of a hiatus in his career, but this absence of papers on marine botany can be explained owing to his publishing several papers on Tilapia fisheries, river outflow management, the ecology of freshwater zooplankton, and the quantitative estimation of bottom fauna, research interests which occupied his attention during that period. He was attuned to his environment and had a knack for seeing research problems to be pursued.

Prof. Aleem left a legacy of accomplishment and service, not just in the academic world. He presided over the Fisheries Committee of the Governate of Alexandria for several years and introduced the Cooperative Fishing Societies, which was an advocacy group for the local fishermen. Late in his career, he served a consultant for Environment Quality International in Cairo. Honors that came his way included the Egyptian State Prize in Biological Sciences in 1953, the Kuwait Prize for the Advancement of Sciences in 1984 and also their Gold Medal in Biological Oceanography, a Certificate of Merit of the Golden Jubilee of the University of Alexandria,

and a Certificate of Merit from King Abdul Aziz University in Jeddah in 1985.

Aleem, A. A. 1947. Some new records of marine algae from the Mediterranean Sea. *Acta Horti Gothoburg.* 17: 275-288.

_____. 1948. The recent migration of certain Indo-pacific algae from the Red Sea into the Mediterranean. *New Phytol.* 47: 88-94.

_____. 1949a. Distribution and ecology of marine littoral diatoms. *Bot. Notiser* 1949: 414-440, 1 pl.

_____. 1949b. A quantitative method for estimating the periodicity of diatoms. *J. Mar. Biol. Assoc. U. K.* 28: 713-717, 1 pl.

_____. 1949c. An apparatus for producing artificial tides. *J. Mar. Biol. Assoc. U. K.* 28: 663-665.

_____. 1950a. The diatom community inhabiting the mud-flats at Whitstable. *New Phytol.* 49: 174-188.

_____. 1950b. Distribution and ecology of British marine littoral diatoms. *J. Ecol.* 38: 75-106, pls. 6-8.

_____. 1950c. A fungus in *Ectocarpus granulosus* C. Ag. near Plymouth. *Nature* 165: 119.

_____. 1950d. The occurrence of *Eurychasma dicksonii* (Wright) Magnus in England and Sweden. *Acta Horti Gothoburg.* 18: 239-245.

_____. 1950e. Some new records of marine algae from the Mediterranean Sea with reference to their geographical distribution. *Acta Horti Gothoburg.* 18: 275-288.

_____. 1950f. Some Cyanophyceae from the eastern Mediterranean. *Acta Horti Gothoburg.* 18: 303-307.

_____. 1950g. Littoral diatoms from the Eastern Mediterranean. *Acta Horti Gothoburg.* 18: 309-325.

_____. 1950h. Phycomycètes marines parasites de Diatomées et d'algues. *C. R. Acad. Sci. [Paris]* 231: 713-715.

_____. 1950i. Sur la répartition en zones des Diatomées marines fixées. *C. R. Acad. Sci. [Paris]* 231: 924-926.

_____. 1950j. Phycomycètes marines parasites de Diatomées et d'Algues dans la région de Banyuls sur Mer. *Vie et Milieu* 1: 421-440.

_____. 1951a. Contributions à l'étude de la flore de Diatomées marines de la Méditerranée. I. Diatomées des eaux profondes de Banyuls-sur-Mer (Pyrénées-Orientales). *Vie et Milieu* 2: 44-49.

_____. 1951b. Algues marines de profondeur des environs d'Alexandrie (Egypte). *Bull. Soc. Botanique Fr.* 98: 249-252.

_____. 1952a. Sur la présence de *Nitzschia delicatissima* Cleve dans le plankton Mediterranean. *Vie et Milieu* 2: 441-447.

_____. 1952b. Sur l'autoécologie d'une *Spirogyra* d'eau saumâtre. *C. R. Acad. Sci. [Paris]* 234: 2648-2650.

_____. 1952c. *Olpidiopsis feldmanni* sp. nov., champignon marin parasite d'algues de la famille des Bonnemaisoniacées. *C. R. Acad. Sci. [Paris]* 235: 1250-1252.

_____. 1952d. Sur la présence de *Melanopsamma tregoubovii* Ollivier (Pyrénomycète) dans la Manche Occidentales. Parasite de *Dilophus fasciola* (Roth) Howe. *Bull. Lab. Maritime Dinard* 36: 21-24.

_____. 1952e. Présence d'une flora épiphyte sur *Hippocampus guttulatus* Cuvier (Poisson Téléostéen) capturé à Banyuls. *Vie et Milieu* 3: 210-211.

_____. 1952f. Deux espèces de Diatomées planctoniques nouvelles pour le Canet (Pyr.-Or.). *Vie et Milieu* 3: 211-212.

_____. 1952g. *Derbesia tenuissima* (de Notaris) Crouan (Chlorophyceae) dans les bacs de l'aquarium du Laboratoire Arago. *Vie et Milieu* 3: 212-213.

_____. 1952h. Données écologiques sur deux espèces de péridiniens des eaux saumâtres. *Vie et Milieu* 3: 281-287.

_____. 1952i. *Phaeophila dendroides* (Cr.) Batters (Chaetophoraceae), endophyte dans *Ceramium diaphanum* et *Chaetomorpha linum*, à Salses. *Vie et Milieu* 3: 474-

SUMMER FALL 2008

475.

_____. 1953. Marine fungi from the west-coast of Sweden. *Arkiv Botanik, ser. 2, 3:* 1-33, 2 pls.

_____. 1954. Sur la flore algale de Font-Estramer. (documents faunistiques et écologiques). *Vie et Milieu* 4: 743-745.

_____. 1955a. Structure and evolution of the sea grass communities *Posidonia* and *Cymodocea* in the southeastern Mediterranean. In: *Essays in the Natural Sciences in Honor of Captain Allan Hancock*. Univ. Southern Calif. Press, Los Angeles. Pp. 279-298.

_____. 1955b. Studies in sublittoral ecology: the California kelp communities. Abstracts, Second Internatl Seaweed Symp. (Trondheim, Norway), pg. 7.

_____. 1955c. Measurement of plankton populations by triphenyltetrazolium chloride. *Kieler Meeresforsch.* 11: 160-173.

_____. 1956a. Quantitative underwater study of benthic communities inhabiting kelp beds off California. *Science* 123: 183.

_____. 1956b. A quantitative study of the benthic communities inhabiting the kelp beds off the California coast with a self contained diving apparatus. *Proc Internatl Seaweed Symp.* 2: 149-152.

_____. 1957. Succession of marine fouling organisms on test panels immersed in deep-water at La Jolla, California. *Hydrobiologia* 11: 40-58.

_____. 1958. A taxonomic and paleoecological investigation of the diatom-flora of the extinct Fayoum Lake (Upper Egypt). I. Systematic part. *Bull. Faculty Sci. Alexandria* 2: 99-138.

_____. 1959a. A taxonomic and paleoecological investigation of the diatom-flora of the extinct Fayoum Lake (Upper Egypt). II. Distribution and ecology. *Bull. Faculty Sci. Alexandria* 2: 217-244.

_____. 1959b. Plankton diatoms from the Cullercoats coast, Northumberland (England). *Bull. Faculty Sci. Alexandria* 3: 151-157.

_____. 1961a. Ecology of diatoms in the Ancient Fayoum-Lake (Upper Egypt). *Proc. International Congress Limnology* 14: 918-919.

_____. 1961b. Effect of salinity on the growth and reproduction of a brackish water *Spirogyra* (*S. salina* nov. sp.). *Vie et Milieu* 12: 497-506.

_____. 1961c. Marine and freshwater resources of Egypt. Al-Maarif Press, Alexandria. 386 pp.

_____. 1962a. The occurrence of the seagrass: *Halophila stipulacea* (Forsk) on the west coast of Egypt. *Bull. Faculty Sci. Alexandria* 4: 79-84.

_____. 1962b. Marine fungi from the White Sea. *Botanicheskii Zhurnal SSSR* 47: 1582-1595. *Akad. Nauk, Moscow and Leningrad, USSR.*

_____, A. H. Nasr, & M. A. Hashim. 1963a. The flora of Lake Edku (Egypt), with particular reference to benthic diatoms. *Bull. Faculty Sci. Alexandria* 5: 219-234.

_____ & N. Dowidar. 1963b. The genus *Ceratium* from Alexandria. *Bull. Faculty Sci. Alexandria* 5: 177-218.

_____ & N. Dowidar. 1967. Phytoplankton production in relation to nutrients along the Egyptian Mediterranean coast. *Proc. Symp. Tropical Oceanogr., Univ. Miami Publ. Oceanogr.* 5: 305-323.

_____. 1968a. Ahmed ibn Magid, Arab Navigator of the 15th Century and his contributions to marine sciences. *Proc. 1st Internatl. Congress on History of Oceanography. Bull. Inst. Océanographique Monaco, Special No. 2:* 565-580.

_____. 1968b. Concepts of marine biology among Arab writers in the

SUMMER FALL 2008

Volume 44

14

Number 2

- Middle Ages. Proc. 1st Internatl. Congress on History of Oceanography. Bull. Inst. Océanographique Monaco, Spec. No. 2: 359-367.
- _____. 1969a. Zonal distribution of littoral diatoms at Cullercoats, Northumberland (England) and their relation to the plankton. Publ. Staz. Zool. Napoli 37: 332-368.
- _____. 1969b. Mimicry between *Pseudoprotella phasma* Mont. (amphipod) and *Dictyota linearis* (Ag.) Grev. (brown alga) in the Bay of Naples. Publ. Staz. Zool. Napoli 37: 369-371.
- _____. 1969c. Zonation, vesicle pressure and gas composition in *Fucus vesiculosus* and *Ascophyllum nodosum* at Kristineberg (west coast of Sweden). Mar. Biol. 4: 36-43.
- _____. 1973a. Ecology of a kelp bed in southern California. Bot. Mar. 16: 83-95.
- _____. 1973b. Contribution to the study of littoral diatoms on the west coast of Sweden. Bot. Mar. 16: 193-200.
- _____. 1974. Marine fungi from Romania. Cercetari Marine, Institutul Roman de Cercetari Marine, Constanta No. 7: 27-55. (Publ. Inst. romaine de rech. mar.) Constanza.
- _____. 1975. Marine fungi from Rumania. Rapp. Comm. Int. Mer. Medit. (CIESM) 23: 73-74.
- _____. 1978a. Comparison of intertidal zonation at al-Ghardaqa (Egypt) and Obhor (Saudi Arabia), Red Sea. Proc. Saudi Biol. Soc. 2: 71-82.
- _____. 1978b. Contributions to the study of the marine algae of the Red Sea. I--The algae in the neighbourhood of al-Ghardaqa, Egypt (Cyanophyceae, Chlorophyta and Phaeophyta). Bull. Faculty Sci. King Abdul Aziz University Jeddah 2: 73-87.
- _____. 1978c. Contributions to the study of the marine algae of the Red Sea. II--The algae in the neighbourhood of al-Ghardaqa, Egypt (Rhodophyta). Bull. Faculty Sci. King Abdul Aziz Univ. Jeddah 2: 89-97.
- _____. 1978d. Contributions to the study of the marine algae of the Red Sea. III--Marine algae from Obhor, in the vicinity of Jeddah, Saudi Arabia. Bull. Faculty Sci. King Abdul Aziz Univ. Jeddah 2: 99-118, 28 pls.
- _____. 1978e. New records of marine fungi from the Red Sea. Bull. Faculty Sci. King Abdul Aziz Univ. Jeddah 2: 131-132.
- _____. 1978f. A preliminary list of marine algae from Sierra Leone. Bot. Mar. 21: 397-399.
- _____. 1979a. Marine microplankton from Sierra Leone (West Africa). Indian Journal Marine Sciences 8: 291-295.
- _____. 1979b. A contribution to the study of seagrasses along the Red Sea coast of Saudi Arabia. Proc. Saudi Biol. Soc. 3: 213-236.
- _____. 1979c. A contribution to the study of seagrasses along the Red Sea coast of Saudi Arabia. Aquatic Bot. 7: 71-78.
- _____. 1980a. Marine Cyanophyta from Sierra Leone (West Africa). Bot. Mar. 23: 49-51.
- _____. 1980b. *Pythium marinum* Sparrow (Phycomycetes) infesting *Porphyra leucosticta* Thuret in the Mediterranean Sea. Bot. Mar. 23: 405-407.
- _____. 1980c. Distribution and ecology of marine fungi in Sierra Leone (tropical West Africa). Bot. Mar. 23: 679-688.
- _____. 1980d. Contributions to the study of the marine algae of the Red Sea. IV. The algae and seagrasses inhabiting the Suez Canal (systematic part). Bull. Faculty Sci. King Abdul Aziz Univ. Jeddah 4: 31-89.
- _____. 1981a. Contributions to the study of the marine algae of the Red Sea. V. New or little known algae from the west coast of Saudi Arabia. Bull. Faculty Sci. King Abdul Aziz Univ. Jeddah 5: 1-49.
- _____. 1981b. *Compsopogon aegyptiacus* nov. sp., red alga from Lake Manzala, Egypt, with notes on the taxonomy of the genus. Bull. Faculty Sci. King Abdul Aziz Univ. Jeddah 5: 59-68.
- _____, A. K. Khafaje, & B. A. Al-Bassam. 1982. An algal community from hot springs at Al-Qaseem, Saudi Arabia. Bull. Faculty Sci. King Abdul Aziz Univ. Jeddah 6: 73-75.
- _____. 1983. Seagrass ecosystems in the western Indian Ocean. Bull. Faculty Sci. King Abdul Aziz Univ. Jeddah 7: 207-209 (plus 37 additional pages of Arabic text and plates).
- _____. 1984a. The Suez Canal as a habitat and pathway for marine algae and seagrasses. In: (M. V. Angel, ed.) Marine science of the N. W. Indian Ocean and adjacent waters. Proc. 50th Anniv. of the Mabahiss-John Murray Expedition to the Indian Ocean. Deep Sea Res. 31: 901-918.
- _____. 1984b. Distribution and ecology of seagrass communities in the western Indian Ocean. In: (M. V. Angel, ed.) Marine science of the N. W. Indian Ocean and adjacent waters. Proc. 50th Anniv. of the Mabahiss-John Murray Expedition to the Indian Ocean. Deep Sea Res. 31: 919-933.
- _____. 1990a. Impact of human activity on marine habitats along the Red Sea coast of Saudi Arabia. In: (P. Kilham and K. M. Marvuti, eds) Comparative ecology of freshwater and coastal marine ecosystems. Hydrobiologia 208: 7-15.
- _____. 1990b. German contributions to marine biology in the Red Sea during the 19th century. In: (W. Lenz and M. Deacon, eds) Ocean sciences: their history and relation to man. (Proc. Fourth Internatl Congress on the History of Oceanography, Hamburg, Germany, 1987) Deutsche Hydrographische Zeitschrift, Erg.-H.B., 22: 109-113.
- _____. 1990c. Teaching marine sciences in Arab Universities. In: (W. Lenz and M. Deacon, eds) Ocean sciences: their history and relation to man. (Proc. Fourth Internatl Congress on the History of Oceanography, Hamburg, Germany, 1987). Deutsche Hydrographische Zeitschrift, Erg.-H.B., 22: 550-556.
- _____. 1992. *Caulerpa racemosa* (Chlorophyta) on the Mediterranean coast of Egypt. Phycologia 31: 205-206.
- _____. 1993. Marine Algae of Alexandria, Egypt. 138 pp., 55 pls. Published by author, Alexandria, Egypt.
- _____. 2002. The Allan Hancock Pacific Expeditions (1931-1962) and their contribution to marine biology. In: Oceanographic history: the Pacific and beyond (K. R. Benson & P. F. Rehbock, eds.). Proc. Fifth Internatl Conference on the History of Oceanography, La Jolla, Calif., USA, 1993. University of Washington Press, Seattle and London. Pp. 316-319.
- _____ & F. Hustedt. 1951. Einige neue Diatomeen von der Südküste Englands. Bot. Notiser 1951: 13-20.
- _____ & A. A. Malibari. 1981. Studies in tropical marine fungi I. Mangrove fungi from Sierra Leone (West Africa). 1. Deuteromycetes. Bull. Faculty Sci. King Abdul Aziz Univ. Jeddah 5: 51-58.
- _____ & É. Manguin. 1951. Dépôt d'une diatomite récente dans la province de Fayoum (Égypte). C. R. Acad. Sci. [Paris] 233: 1647-1649.
- _____ & S. A. Morcos. 1984. John Murray / Mabahiss Expedition versus the International Indian Ocean Expedition (IIOE) in retrospect. In: (M. V. Angel, ed.) Marine science of the N. W. Indian Ocean and adjacent waters. Deep Sea Res., Part A-Oceanogr. Res. Pap., 31: 583-588.
- _____, M. Ruivo, & J. Théodoridès. 1952. Un cas de maladie à Saprolegniale chez une *Atherina* des environs de Salses. Vie et Milieu 3: 44-51.
- _____ & A. A. Samaan. 1969. Productivity of Lake Mariut, Egypt. Part II. Primary production. Internationale Revue Gesamten Hydrobiologie 54: 491-527.
- _____ & E. Schulz. 1952. Über Zonierung von Algengemeinschaften. (Ökologische Untersuchungen im Nord-Ostsee-Kanal, 1. Kieler Meeressforsch. 9: 70-76, 2 pls.

SUMMER FALL 2008

Transboundary River Management, Water Framework Directive. Ed.: Dokulil, Martin; Hein, Thomas; Janauer, Georg; Teodorovic, Ivana. 2008. 360 pages, 100 figures, 60 tables, 1 appendix, 25x18cm (Archiv für Hydrobiologie - Supplementbände, volume 166 No. 1-2) Order No. ES142016601 paperback, €178.00

<http://www.schweizerbart.de/pubs/books/es/archivfhyd-142016601-desc.html>
<http://www.schweizerbart.de/covers/142016601.jpeg>

Dillard, Gary E.: Common Freshwater Algae of the United States An Illustrated Key to the Genera (Excluding the Diatoms)

2008. 2. edition. 188 pages, 299 figures, 22x16cm
ISBN 978-3-443-50033-7 paperback, €34.90

<http://www.schweizerbart.de/pubs/books/bo/dillardcom-095200801-desc.html>
<http://www.schweizerbart.de/covers/095200801.jpeg>

Desmid Flora of the Great Smoky Mountains National Park, USA

Ed.: Fucikova, Karolina; Hall, John D.; Johansen, Jeffrey R.; Lowe, Rex. 2008. 59 pages, 2 tables, 6 plates, 23x14cm. (Bibliotheca Phycologica, Band 113)
ISBN 978-3-443-60040-2 paperback, €29.00

<http://www.schweizerbart.de/pubs/books/bo/bibliothec-060011300-desc.html>
<http://www.schweizerbart.de/covers/060011300.jpeg>

Martina Ihringer

mail@schweizerbart.de

check out our website:

<http://www.schweizerbart.de>



Baeshin, N. A., & A. A. Aleem. 1978. Littoral vegetation at Rabegh (Red Sea coast) Saudi Arabia. Bull. Faculty Sci. King Abdul Aziz Univ. Jeddah 2: 123-129, 4 pls.
Dawson, E. Y., A. A. Aleem, & B. W. Halstead. 1955. Marine algae from Palmyra with special reference to the feeding habitats and toxicology of reef fishes. Allan Hancock Found. Publ., Occas. Pap. No. 17, 39 pp.
Desikachary, T. V., & A. A. Aleem. 1955. Electron microscope study of diatom-wall structure. VII. J. Sci. Industrial Res. 14C: 42-46.
Dowidar, N. M., S.A. Raheem El-Din, & A. A. Aleem. 1978. Phytoplankton populations in the region of Obhor (Jeddah, Saudi Arabia). Bull. Faculty Sci. King Abdul Aziz Univ. Jeddah 2: 271-291.
El-Sayed, S., & S. Morcos. 2004. A. A. Aleem: Arab marine botanist/oceanographer, extraordinaire. The History of Oceanography Newsletter No. 16: 14-17.
Höhnk, W., & A. A. Aleem. 1953. Ein Brackwasserpilz: *Olpidium maritimum* nov. spec. Veröff. Inst. f. Meeresforsch. Bremerhaven 2: 224-229, 1 pl.
Hustedt, F., & A. A. Aleem. 1951. Littoral diatoms from the Salstone, near Plymouth. J. Mar. Biol. Assoc. U. K. 30: 177-196.
Nasr, A. H., & A. A. Aleem. 1949. Ecological studies of some marine algae from Alexandria. Hydrobiologia 1: 251-281.
Petit, G., & A. A. Aleem. 1952. Caractéristiques et évolution de la végétation d'un étang des Pyrénées-Orientales. C. R. Acad. Sci. [Paris] 235: 632-634.
Wynne, M. J. 1997. A. A. Aleem. 13 December 1918 – 27 October 1996. Bot. Mar. 40: 257-261.

Michael J. Wynne

University of Michigan, Ann Arbor

BOOKS

New books, reviews, etc.

Phytoplankton evolution, taxonomy and ecology

Ed.: Medlin, Linda K.; Doucette, Gregory J.; Villac, Maria Célia. 2008. XVIII, 315 pages, 333 figures, 26 tables, 24x17cm. (Nova Hedwigia Beihefte, Beiheft 133). ISBN 978-3-443-51055-8 paperback, €114.00

<http://www.schweizerbart.de/pubs/books/bo/novahedwig-051013300-desc.html>

<http://www.schweizerbart.de/covers/051013300.jpeg>

Cyanoprokaryota

In honour of Jiri Komarek on the occasion of his 75th anniversary

2008. 265 pages, 144 figures, 17 tables, 24x16cm (Algalogical Studies, No. 126). Order No. ES221012600 paperback, EUR 179.00

<http://www.schweizerbart.de/pubs/books/algologica-221012600-desc.html>

<http://www.schweizerbart.de/covers/221012600.jpeg>

50th Anniversary of International Association for Danube Research (IAD)


Selected papers of the 36th IAD-Conference 4-8 September 2006 Vienna-Klosterneuburg (Austria).

SUMMER FALL 2008

Volume 44

16


Number 2



From Fossils to Astrobiology reviews developments in paleontology and geobiology that relate to the rapidly-developing field of Astrobiology, the study of life in the Universe. Many traditional areas of scientific study, including astronomy, chemistry and planetary science, contribute to Astrobiology, but the study of the record of life on planet Earth is critical in guiding investigations in the rest of the cosmos. In this varied book, expert scientists from 15 countries present peer-reviewed, stimulating reviews of paleontological and astrobiological studies. The overviews of established and emerging techniques for studying modern and ancient microorganisms on Earth and beyond, will be valuable guides to evaluating biosignatures which could be found in the extraterrestrial surface or sub-surface within the Solar System and beyond. This volume also provides discussion on the controversial reports of "nanobacteria" in the Martian meteorite ALH84001. It is a unique volume among Astrobiology monographs in focusing on fossil evidence from the geological record and will be valuable to students and researchers alike. More information at:

<http://www.springer.com/astronomy/astrobiology/book/978-1-4020-8836-0>

Prof. Joseph Seckbach
seckbach@huji.ac.il




Loiseaux-de Goër, Susan & Marie-Claude Noailles. 2008. Algues de Roscoff. Editions de la Station Biologique, Roscoff, France. 215 pp. ISBN 978-2-9518029-1-9

Information on ordering this book is provide at this web-site:

<http://www.sb-roscoff.fr/site/LivreAlgues.php>

Cost of the book: €29.50 TTC. Added cost for post-age: France: €8; Europe: €17; outside Europe: €30



Lee, R. E. 2008. Phycology. Fourth edition. Cambridge University Press, Cambridge and New York. x + 547 pp. ISBN 978-0-521-86408-4 hardback; ISBN 978-0-521-68277-0 paperback.


www.cambridge.org

SUMMER FALL 2008

Volume 44

17

Number 2



<http://www.springer.com/cda/image/cda.jpg?SGWID>

Readdie, M. D., M. Ranelletti, & R. M. McCourt. 2006. Common seaweeds of the Gulf of California. Algas comunes del Golfo de California. Sea Challengers, Inc. 4 Sommerset Rise, Monterey, CA 93940. [i]-v, 6-104 pp. [soft-bound] ISBN 0-930118-38-3

Listed at \$19.95 on amazon.com

Jarvis, Charlie. 2007. Order out of Chaos. Linnaean Plant Names and their Types. Published by The Linnean Society of London in association with the Natural History Museum, London. viii[-xi] + [1]-1016 pp.

An order form can be downloaded at:

www.linnean.org

Or you can email:

victoria@linnean.org

Cost: £80.00 + postage and handling. Postage for North America is an additional £12.00.

It seems worthwhile to call attention of members of the PSA to the publication last year of this very important work. Because it is relatively expensive, it may be beyond the reach of being included in our personal library, but it would be worth considering recommending its purchase by one's institutional library. This so-called "landmark publication" was issued in May of 2007 to mark the tercentenary of Linnaeus birth. It brings to fruition the Linnaean Plant Name Typification Project, a project started in 1981. It is a comprehensive guide to the typifications of the plant names described by Carl Linnaeus, the Swedish physician who introduced the system of binomial scientific naming for living organisms that became the standard for nomenclature still in use. The book contains a comprehensive catalogue of

each Linnean name along with a typification, that is, the place and date of publication, information on the type specimen, the "typifier" and place of typification, and the current name along with explanatory notes and pertinent literature.

Linnaeus assigned what we now call the algae mostly into the three genera *Ulva*, *Fucus*, and *Conferva*. A total of 63 species were placed in *Fucus* by Linnaeus in various publications; 22 species were placed in *Conferva*; 15 species were placed in *Ulva*; and 10 species were placed in *Corallina*. A minority of algal species were placed in the Linnaean genus *Chara* as well as the fungal genus *Tremella*. Four algal species can be found in *Tremella*. Some algal species were originally assigned by Linnaeus to animal genera, such as to *Millepora*, *Alcyonium*, and *Spongia*, and these taxa are not included in this volume.

Michael J. Wynne
University of Michigan

PAST AND INCOMING EVENTS

5th Asian Pacific Phycological Forum

The Fifth Asian Pacific Phycological Forum will be held on November 10-14, 2008 in Wellington, New Zealand. This meeting is jointly sponsored by the APPA (Asian Pacific Phycology Association) and ASPAB (Australasian Society for Phycology and Aquatic Botany), and local organizations (NIWA and VUW).

The web page is up and running at
www.appf2008.com

Various mini-symposia are scheduled (see web site), as are workshops. This is the first international phycological meeting in New Zealand.

Ka kite,
Local organizers

SUMMER FALL 2008

Volume 44

18

Number 2

2008 SEPC October 24-26 Ponte Vedra Beach, Florida

The 30th Southeastern Phycological Colloquy took place on Saturday, October 25, 2008, at the beautiful new research center at the Guana Tolomato Matanzas National Estuarine Research Reserve, Ponte Vedra Beach, Florida, just north of St. Augustine.

The one-day conference was organized by Cliff Ross and Dale Casamatta of the University of North Florida in Jacksonville. 60 Participants attended, coming from Florida, North Carolina, South Carolina, Alabama, Texas, Georgia, Michigan, and even India, with the attendance by V. Krishnamurthy from Chennai. Mark and Diane Littlers gave the opening Powerpoint presentation of their diving at a number of pristine habitats, including Saba Bank and offshore islands of Pacific Panama, with some spectacular images of algae and coral reefs.

Contributed papers last all day, followed by a poster session on the back deck of the Center, with impressive views of the nearby waterways. There was a good opportunity for student-faculty interaction. The closing dinner was held on the patio of the White Lion Inn in old St. Augustine.

PSA 2008 Loyola University, New Orleans, Louisiana

The 62nd Annual Meeting of the Phycological Society of America was held from 27-30 July, 2008 and was hosted by local organizer Jim Wee. The meeting began a Plenary/Mini-symposium on Harmful Algae that was headlined by Karen Steidinger with a talk titled, "Harmful Algal Blooms in North America: Common Risks". Due to unforeseen circumstances both of the mini-symposium

speakers had to cancel at the last minute; Tim Nelson filled in admirably with a talk on harmful macroalgae and Karen Steidinger presented Leanne Flewelling's presentation, "Unexpected vectors of brevetoxins to marine mammals" in her absence. On Tuesday we were treated to a series of talks focusing on issues germane to the coastal ecosystems of the Gulf Coast. John Day presented a plenary lecture, "Climate change, energy scarcity, and sustainable management of the Mississippi delta", which was followed Paul Kemp and Sibel Bargu speaking on, "Restoring wetlands to improve hurricane flood protection in the Mississippi river delta," and "Harmful Algal Blooms (HABs) and Their Impact on Marine Environments in the Northern Gulf of Mexico," respectively. Wednesday's program was headlined by Bill Barclay speaking about, "Commercial production of highly unsaturated fatty acids by microalgae: lessons for biofuels production." Casey Lippmeier and Craig Weaver followed with talks on, "Lipid pathways of *Schizochytrium* and their export to heterologous systems," and "Manipulation of *Schizochytrium* genes for improved fatty acid production."

In addition to the invited program, the meeting featured 9 outstanding Bold Award talks. The meeting concluded with a banquet at the Louisiana Swamp Exhibit of the Audubon Zoo. Attendees were treated to some live jazz by the Bob Hebert Dixieland Band and a wonderful selection of creole-inspired food.

PSA 2009

The 2009 Annual Meeting will be held in conjunction with the American Society of Plant Biologists (ASPB), July 18-22 at the Hawaii Convention Center, Honolulu, Hawaii, and is being hosted by Dr. Alison Sherwood (University of Hawaii).

PSA will again sponsor Plenary talks and associated mini-symposia with participants identified by the Plenary speakers. Contributed papers related to the mini-symposia topics will be solicited and scheduled in "featured contributed talk" sessions immediately following each mini-symposium. In addition, PSA and ASPB are sponsoring a joint symposium titled, "Genomics approaches for systematics, energy metabolism and acclimation." Confirmed speakers

for this symposium are: Debashish Bhattacharya (U. of Iowa), Chris Bowler (Ecole Normale Superieure), Sabeeha Merchant (UCLA) and Simon Prochnik (DOE JGI). The three Plenary sessions will be on Algal Biotechnology (David Chapman), Coral Reef Ecology (TBA), and the Concept of Species in Algal Taxonomy and Physiology (TBA).

PSA 2010

The 2010 Annual Meeting will be held at the Kellogg Center at Michigan State University during July 9-13. The local representative is Rich Triemer.

Terence J. Evens, Ph.D.
Program Director

Constance MacFarlane Seaplant Symposium September 24 – 27, 2008 and Seaplant Product Trade Show September 25

Brought to you by the Institute of Island Studies, UPEI at the Haviland Club, Charlottetown PEI

This conference was for seaweed harvesters, processors and researchers; aquaculturists interested in growing seaplants next to shellfish; chefs looking for unique dishes and home cooks interested in nutrition; craftspersons who work with or are inspired by marine plants; spa and tourism operators interested in developing a marine plant related product.

Participants learned about how rural people have developed businesses based on seaplants in Atlantic Canada, British Columbia, Ireland, South Pacific Islands and elsewhere in the world.

They also learned about the many uses of seaplants for food, medicine, arts and crafts; its place in tourism, folklore and music; the rich PEI history of seaplant harvesting, research and development.

Participants celebrated the life and work of PEI's own famous marine plant expert, Constance MacFarlane, and honored the lifetime achievements of another of the Island's marine botanists.

SUMMER FALL 2008

They also experienced seaplant cuisine; sampled seaplant products from all over the world.

To learn more about this symposium go to:

<http://ocs.vre.upei.ca/index.php/lois/cmss>

Irene Novaczek
Phone 902 – 566-0386
email inovaczek@upei.ca

Greetings all!

The 48th Northeast Algal Symposium will convene April 17-19, 2009 in Amherst, MA, U. S. A. at the University of Massachusetts. Bob Wilce, Bill Johansen and Craig Schneider invite you to participate in the annual meeting. For additional information please contact either

Bob Wilce Rwilce@bio.umass.edu
Craig Schneider craig.schneider.1@trincoll.edu



SUMMER FALL 2008

Volume 44

20

Number 2

International Collaboration with Smithsonian: Tropical Field Phycology 2008

From July 9th-23rd, 2008, 11 graduate and 2 undergraduate students representing 6 countries (Colombia, Costa Rica, El Salvador, Germany, France and the US) participated in a 15-day Marine Science Network-sponsored workshop on Tropical Field Phycology in the Bocas Archipelago, Panama. The students and instructors (Drs. Brian Wysor, Roger Williams University; Wilson Freshwater, University of North Carolina at Wilmington; Suzanne Fredericq, University of Louisiana at Lafayette) worked synergistically with the Smithsonian Institution's DNA Barcode initiative.

As part of the Bocas Research Station's Training in Tropical Taxonomy program, lecture material included discussions of the current taxonomy of marine macroalgae; an overview and recent assessment of the diagnostic vegetative and reproductive morphological characters that differentiate orders, families, genera and species; and applications of molecular tools to pertinent questions in systematics.

Instructors and students collected multiple samples of over 200 algal species by SCUBA diving, snorkeling and intertidal surveys. Over 80 new distribution records were documented for the Bocas del Toro region of Panama, many of which represent new records for Panama. As part of the training in tropical taxonomy, many of these samples were used by the students to create a guide to the common seaweeds of the Bocas del Toro region. Herbarium specimens will be contributed to the Bocas station's reference collection and the University of Panama Herbarium. Many of the samples will also be used to elucidate phylogenetic and biogeographic questions pertaining to Panamanian algae in a worldwide context. The workshop also proved successful in its goal to establish a collaborative network of Central American algal researchers.

A special project was also initiated to barcode the Gracilariaceae (red algae) and Dictyotaceae (brown algae) for the Bocas Barcode Initiative in collaboration with Dr. Amy Driskell of the Smithsonian Institution's National Museum of Natural History.

This workshop was funded by the Smithsonian Institution's Marine Science Network, with additional support from the National Science Foundation's Biodiversity Surveys and Inventories Program, and the NSF Partnership for the Enhancement of Expertise in Taxonomy (PEET) Program.



From Left: Jesse Alden, Margarita Rosa ALbis Salas, Anna Fricke, Martha Cecilia Diaz Ruiz, Olga Maria Camacho Hadad, Suzanne Fredericq, Thomas Sauvage, Cindy Fernandez Garcia, Samantha Schmitt, Brian Wysor, Liz Sargent, Ryan Fikes, David Wilson Freshwater, Jimena Samper Villareal, Andrea Eugenia Planas Orellana, Kevin Miklasz

The 7th International Chrysophyte Symposium

The Seventh International Chrysophyte Symposium (ICS), sponsored, in part, by the PSA, was held on June 23-27, 2008 at Connecticut College, in New London, CT, USA. There were approximately 60 experts representing a broad spectrum of disciplines from around the world at the four day symposium. Although the overriding theme of the symposium focused on “chrysophytes” in a broad sense, significant contributions representing allied heterokont groups and an infusion of ideas from other fields were also highlighted.

The symposium included several keynote speakers who work in areas peripheral areas to chrysophyte biology, which allowed for a continuous cross fertilization of ideas. Andrew Knoll of Harvard University kicked off the symposium with his keynote talk titled “The Early Evolution of Eukaryotes”. The theme for the remainder of the day centered on paleolimnology and included discussions ranging from using cysts to infer climate change to investigating ancient Eocene chrysophytes. A special talk by Jan Hirsch (formerly of the Leica Corporation) on “Microscopes and Diatoms” was a great end to the first day.

Tuesday started off with a keynote presentation by Mitchell Sogin of the Marine Biological Laboratory (MBL) in Woods Hole, MA titled “Microbial Population Structure of the World’s Oceans: an Underexplored Rare Biosphere” and followed with a series of talks and discussions on heterokont biology.

Wednesday was set aside to let many of our colleagues from other states and countries explore the area. About half of the gathering went to the Mystic Seaport Museum, considered one of the nation’s leading maritime museums, while the rest went on a behind the scenes tour of Yale University’s Peabody Museum led by esteemed paleobotanist Leo Hickey. Later that evening we gathered for a New England clam and lobster bake with live sea shanty music.

On the final day of the meeting, F. James Rohlf of SUNY Stony Brook gave the final keynote talk titled “Use of Geomorphometrics in Biology” and Jørgen

SUMMER FALL 2008



Kristiansen provided a great historical perspective with his talk “A Personal Account of Changes in Chrysophyte Studies Over the Past 50 Years.” The relationships of chrysophytes to chemical limnology and taste and odor problems highlighted the final session where Gary Burlingame from the Philadelphia Water Department of Pennsylvania taught everyone what a chrysophyte smells like!

During the final banquet, both Jørgen Kristiansen and Gertrud Cronberg were honored for their many years of dedicated service to the field of chrysophyte research

Work is well underway for a proceedings volume to be published by Cramer under the Nova Hedwigia Beiheft series, which will be co-edited by Jim Wee (Loyola University), Peter Siver and Anne Lizarralde (Connecticut College).

Co-conveners for the next meeting to be held in Prague 2012 are Jiri Neustupa, Yvonne Nemcova, and others. Many thanks to all for helping to make this meeting a huge success!

Peter Siver and Anne Lizarralde
New London, CT, USA

NEWS

Message from the PSA President

Dear PSA members,

This message provides the results of the recent Psychological Society of America election and some other Society News.

1. Election News. Paul Hayes (University of Bristol, U.K.) has been elected President, and Alison Sherwood (Univ of Hawaii, USA) has been elected Secretary. They will begin their terms on January 1, 2009. Sung Min Boo (Chungnam National University, South Korea), Bente Edvardsen (University of Oslo, Norway), Kathryn Van Alstyne (Western Washington University, USA), and Morgan Vis (Ohio University, USA) were elected to the Editorial Board of the PSA, and their terms will begin on January 1 as well.

2. Paul Kugrens. As many of you know, Dr. Paul Kugrens (Colorado State University, USA) died recently after a long battle with prostate cancer. Paul served the PSA as Membership Director, President and Chair of the Board of Trustees. He was a tremendous supporter of phycology and young students who chose phycology as a career. He will be sorely missed.

3. PSA ListServe. The PSA ListServe was housed at Colorado State University, and Paul Kugrens oversaw the operations. After Paul's death, the Executive Committee considered the future of the PSA ListServe, and we decided to close it. The AlgaeL serves very well for general algal notices, and the PSA can send messages to its members via our partner, Wiley-Blackwell Publishers (e.g., this message).

4. New Chair of the Board of Trustees. The Executive Committee is directed, by Society By-Laws, to fill the Chair of the BOT, left by the death of Paul Kugrens. The Executive Committee assembled a list of eleven candidates, and following discussion and a vote, Richard McCourt was appointed to fill the vacancy. Dr. McCourt is currently a Program Officer at the National Science Foundation (USA), and he is also a Past President of the PSA.

5. Another Election Ballot Coming Soon. The Chair of Board of Trustees and the Fund Manager for the PSA have five year terms, as specified by the PSA By-Laws. For many years (and perhaps always), the two individuals have been elected in the same year. Replacing both positions at the same time is difficult, and it would be preferable to stagger the terms so that simultaneous replacements could be avoided. Currently, the Chair and the Fund Manager (Timothy Nelson, Seattle Pacific University, USA) have concurrent terms, which end December 31, 2009.

The Executive Committee would like to propose a By-Laws change that would require staggered terms for the Chair of the BOT and Fund Manager. We would like to achieve that goal by electing Richard McCourt to a full-five year term, thereby simultaneously involving the By-Laws change and the membership approval of Richard McCourt as the Chair of the Board of Trustees. The ballot will be prepared by the Election Committee and sent to you in the coming weeks.

6. Future Meetings. The Program Director, Terrence Evens (USDA, USA) is working on future meetings. The 2009 meeting will be held from July 18 to 22, 2009, at the University of Hawaii. The local organizer will be Alison Sherwood (University of Hawaii). The 2010 meeting will be held from July 9 to 13, at Michigan State University. Richard Triemer will be the local organizer. Terrence Evens is currently considering sites for the 2011 annual meeting, so please contact him if you have suggested sites.

Robert A. Andersen

Andrea Kirkwood

Andrea Kirkwood, an algal ecologist, is ending a productive postdoctoral fellowship at the University of Calgary, where she investigated the invasion and bloom dynamics of the diatom *Didymosphenia geminata*, and has accepted a new position at the University of Ontario Institute of Technology in Oshawa, Ontario, Canada. She hopes to continue studies in algal ecology, particularly the role of algal-bacterial interactions in aquatic ecosystem function.

Gisele Muller-Parker

Gisele Muller-Parker will be the Program Director for the Graduate Research Fellowship Program at the National Science Foundation, effective October 2008. The Graduate Research Fellowship Program is one of three programs in the Division of Graduate Education. The GRFP provides three years of support for graduate study. It is the largest program, and has been in existence since 1952. Information is available at: http://www.nsf.gov/funding/pgm_summ.jsp?pims_id=6201. The other two programs are the GK-12 program and the IGERT program. Do contact Gisele if you have questions, and plan to visit NSF if you are in the DC area next year!

Rick McCourt

Rick McCourt (Academy of Natural Sciences) is the new Chair of the PSA Board of Trustees. He can be contacted at rmccourt@gmail.com



OBITUARY

**Dr. Paul Kugrens**

Paul Kugrens, long time member of the Phycological Society of America, passed away on 8 July 2008 at the Hospice of Larimer County, Colorado at the age of 66. He had courageously battled prostate cancer for 4 years.

He was very active for 40 years in the Phycological Society of America serving as president in 1999, vice president in 1998, chair of the board of trustees in 2008 and program director in 1995, 1996 and 1997.

Paul was born Paulis Kugrens on 29 June 1942 in Jelgava, Latvia to Reinhards and Alide (Vazdikis) Kugrens. His family was liberated by the Germans from Russian-occupied Latvia and he spent the first eight years of childhood in Pegnitz, Germany on the Czech border. In 1950, his family immigrated to the U.S. where the family settled in Lincoln, Nebraska. His father had been trained as a veterinarian in Latvia and worked as a meat inspector.

SUMMER FALL 2008

Volume 44

24

Number 2

He was educated in the Lincoln, Nebraska school system. He met his wife, Teresa David, at Lincoln high school. They were married on 14 August 1964. They were to have three children, Jeff, Lori and Lisa during their long marriage.

Paul graduated from the University of Nebraska in 1965 with a B.S. where he majored in biology. He subsequently received an M.S. from the same institution. He then went to the University of California at Berkeley where he earned his Ph.D. in Marine Botany under John West in 1971. Paul was John West's first graduate student. He once related to me about how kind Mike Wynne was to him when he first arrived in Berkeley where Mike took him under his wing. Berkeley was at that time a hotbed of phycological research with George Papenfus just finishing his tenure. Paul could easily run through a dozen different names in the phycological world who he had known at Berkeley.

In the fall of 1971, Paul joined the faculty at Colorado State University where he eventually attained the rank of Professor, a position he maintained until his recent death.

I first met Paul in 1981, when I joined the faculty of the College of Veterinary Medicine at Colorado State University. I had previously done research in the phycological field and maintained an interest in the area. We subsequently worked together on a number of research projects over 25 years, mostly on the cryptophytes and red algae.

Even though we were in different colleges, we had offices in the same building, so when things were slow I would often go up to his office on the third floor and we would sit around and talk about people we knew in the phycological world. I shall miss the often combative exchanges that we had that often led to successful projects.

Robert Lee



Walter R. Herndon

Long-time members will be saddened to learn of the death at age 81 of a former PSA president (1966), Walter R. Herndon, on June 25. Working with Jack Myers and Janet Stein, Walter was instrumental in initiating the *Journal of Phycology* in 1965 and in convincing Luigi Provasoli to be its first editor. He also is remembered for his discovery in Virginia, while teaching at Mountain Lake summer school, of a long overlooked freshwater red macroalga, which he named *Boldia* (*Amer. J. Bot.* 51: 575-581 [1965]). It was so distinctive morphologically that he put in its own family in the Compsopogonales and it is still the sole genus in the Boldiaceae.

For several years in the late 50s and early 60s, Walter was also a member of the summer instructional staff of the Marine Botany course at the Marine Biology Laboratory, Woods Hole, MA where many students, including the writer, learned their basic phycology.

While his career led him to high administrative offices in academia, he never lost his fascination for plants and in particular, the algae. In his retirement years, he was an avid gardener both of vegetables and wildflowers and enjoyed returning to *Boldia* collecting sites in the southeastern U.S.

Walter was born in Birmingham, Alabama in 1927 and always was a soft spoken but very perceptive southern gentleman, qualities which served him well as an administrator. His first two degrees were from the University of Alabama and his Ph.D. (1954) came from Vanderbilt University after service in the U.S. Navy. His major professor, distinguished phycologist Harold Bold, had during the same period another student, Richard Starr, who would also be an important to our science. After teaching at Middle Tennessee State and the University of Alabama, he became Botany Department head at the University of Tennessee, Knoxville, a position which he held for

3 years until being promoted to an associate dean of the College of Liberal Arts. He continued up the academic ladder at UT-K and served as Vice Chancellor for Academic Affairs from 1970 to 1984. He then returned teaching in the department until he retired in 1994. During his departmental periods he mentored 8 Ph.D. and 5 M.S. students.

During retirement he lived in Stone Mountain, GA when his wife, Faye Borthick, was on the faculty of Georgia State University in Atlanta. He leaves four children and a grandchild. Memorials can be made to the Herndon Botanical Garden Endowment or the DeSelm Botany and Plant Ecology Endowment (Development Office, College of Arts and Sciences, 2535 Dunford Hall, University of Knoxville, TN 37996-4000.)

Ray Holton, Emeritus Professor of Botany, UT-K
rwholton@utk.edu



SUMMER FALL 2008

Tom Wahlund

It is with deep sadness that I write to inform you of the passing of an important member of the *E. huxleyi* community, Tom Wahlund. Tom was working on the ecology, physiology and molecular biology of anaerobic phototrophic bacteria before I convinced him to work with *E. huxleyi*. Tom was instrumental in working with me to get the genome sequenced. He helped to construct and sequence the first cDNA libraries from *E. huxleyi*, and to perform microarray analysis comparing calcifying and noncalcifying cells. His work more recently focused on characterizing the different isozymes of carbonic anhydrase. He was committed to the annotation of the genome and was coordinating the efforts of those working on various aspects of metabolism.

Tom was diagnosed with stomach cancer just 6 weeks ago. The diagnosis was unbelievable to all who knew him as he had such a healthy lifestyle and was so full of energy. Ten days ago Tom began chemotherapy treatment and shortly thereafter was admitted to the hospital with liver failure. After a brief stay in the hospital he returned home to be made more comfortable under hospice care. He passed away in his sleep on Thursday, September 11. Although it was a difficult week, the outpouring of love and support from students and faculty honoring Tom was fantastic. Tom was revered amongst the students and made an impact on so many lives. I consider myself fortunate to have worked along side him for these past 12 years. He was a gifted educator and a talented research scientist with an eager intellect, a kind heart, and an extraordinary sense of humor. He will be missed.

Betsy Read
Cal State University, San Marcos, CA

BUSINESS MEETING MINUTES

Miller Hall, Loyola University, New Orleans, LA, July 28, 2008.

President Robert A. Andersen called the meeting to order at 5:23 PM. The minutes of last year's Business Meeting (Warwick, RI, 2007) were presented to the members and a motion to accept the minutes was passed.

President's Report: President Andersen relayed the results of the most recent PSA ballot. Paul Hayes (University of Bristol, U.K.) has been elected President, and Alison Sherwood (University of Hawaii, USA) has been elected Secretary. They will begin their terms on the Executive Committee on January 1, 2009. Sung Min Boo (Chungnam National University, South Korea), Bente Edvardsen (University of Oslo, Norway), Kathryn Van Alstyne (Western Washington University, USA), and Morgan Vis (Ohio University, USA) were elected to the Editorial Board of the PSA, and their terms will begin on January 1 as well.

The Executive Committee is directed, by Society By-Laws, to fill the Chair of the Board of Trustees, left by the death of Paul Kugrens. The Executive Committee assembled a list of eleven candidates, and following discussion and a vote, Richard McCourt was appointed to fill the vacancy. Dr. McCourt is currently a Program Officer at the National Science Foundation (USA), and he is also a Past President of the PSA.

The Chair of Board of Trustees and the Fund Manager for the PSA have five-year terms, as specified by the PSA By-Laws. For many years (and perhaps always), the two individuals have been elected in the same year. Replacing both positions at the same time is difficult, and it would be preferable to stag-

ger the terms so that simultaneous replacements could be avoided. Currently, the Chair and the Fund Manager (Timothy Nelson, Seattle Pacific University, USA) have concurrent terms, which end December 31, 2009.

The Executive Committee would like to propose a By-Laws change that would require staggered terms for the Chair of the BOT and Fund Manager. We would like to achieve that goal by electing Richard McCourt to a full-five year term, thereby simultaneously involving the By-Laws change and the membership approval of Richard McCourt as the Chair of the Board of Trustees. The ballot will be prepared by the Election Committee and sent to you in the near future.

Due to very, very low usage among members and because of Paul Kugren's passing and Patrick Martone's move to the University of British Columbia, Canada, the Executive Committee has decided not to maintain the PSA's listServ or the PSA Student ListServ. If they are of sufficient value, the contents of the PSA's ListServ at Colorado St, University (Fort Collins, CO) will be archived at Virginia Tech by the Communications Director. Business items and important notices will be shared with the membership using the distribution/email list maintained by Wiley/Blackwell Publishing. Morgan Vis has agreed to serve as the coordinator for the PSA's PhycoWiki and related web projects.

Treasurer's Report: Chuck Delwiche reported that the articles of incorporation for the PSA have been updated (renewed) and filed with the state of Maryland. Contributions/payments to the PSA may now be made using PayPal at PSAAlgae.org. The performance of the former Treasurer (Mike Gretz) has been audited by a certified Public accountant and all was found to be in order.

The PSA's profit share for 2007 was \$85,931.00 and the meeting in Warwick, RI (2007) netted \$4,289.00. The PSA's profit share (income) for 2008 is projected at \$50-60,000. At this time there is approximately \$240,450 in the general treasury at Douglas Co. Bank. These funds are divided between the checking account (\$141,224) and short term saving account (\$99,225). At this meeting the EC agreed to move \$50,000 into the Croasdale endowment line and another \$6000 into a new line item establishing a best Poster Award. The EC has agreed in principle,

once costs of the New Orleans meeting have been reconciled, to move perhaps as much as another \$50,000 into the endowments portfolio.

Fund Manager's Report: Tim Nelson reported that as of January 1, 2007 that total assets in the PSA endowment equaled \$1,144,872. Funds placed in the Hoshaw Travel Award line two years ago by the EC will now allow that Committee to support more students or increase the amount of awards if warranted. As mentioned above, recent profits will be invested in the Croasdale and Poster Award line items.

Editor's report: Robert Sheath reported that the Journal of Phycology is receiving ~300 manuscripts for review each year and that most submissions originate from authors residing in Asia or Europe. On average, the time from submission to final decision (acceptance or rejection) is 2.2 months. Journal usage, particularly online usage, is increasing and the impact factor of the Journal is increasing as well (now slightly over 2.5). There has been a backlog of accepted papers awaiting printing at the Journal; that backlog will be eliminated by the February 2009 issue. Briefly, the Editor-in-Chief and his staff have made a concerted effort to shorten papers to ~10 or 11 pages where possible. Also, more data and other types of information have been designated as supplementary material and made available only online. As a result recent issues have included, for example, 27 or 29 papers instead of approximately 21. The Journal currently publishes ~1400 pages per year, substantially more than other phycological journals. The Editor expressed his thanks to the nearly 500 reviewers that examined articles for the journal in 2007.

Program Director's report: Terence Evens (USDA, USA) is working on future meetings. The 2009 meeting will be held from July 18-22, 2009, at the University of Hawai'i with the ASPB. The local organizer will be Alison Sherwood (University of Hawaii). The 2010 meeting will be held from July 9-13, at Michigan State University and Richard Triemer will be the local organizer. Terence Evens is currently considering sites for the 2011 annual meeting, so please contact him if you have suggested sites. Members in attendance suggested a meeting in 2011 on the west coast of the US. was suggested by those in at-

SUMMER FALL 2008

tendance. It is possible that the 2013 might be held in Orlando, FL in conjunction with the International Phycological Congress.

Membership Director's report: Roy Lehman reported that as of July 1, 2008 there are 552 regular members, 26 joint members, 101 life members, 60 retired and 140 student members (total = 879). For comparison, the 2007 membership year-end total was 969. The trend over the past nine years indicates a slow but steady reduction in the number of members. Nevertheless, comparative data indicate that PSA membership is more stable than similar societies for which data are available. The current focus of the membership committee has been in (1) evaluating and determining the reasons for the steady drop in membership numbers, (2) developing and improving the online member directory and (3) researching the advantages/disadvantages of separating membership from journal subscription. Since 2000 there has been a steady increase in the number of online subscriptions and slow but steady drop in the total number of print subscriptions. As of 2008 the number of online subscriptions is 175, whereas the total number of print subscriptions equals 704. Such data are indicative of industry wide trends. Despite the overall decrease in the number of print subscriptions, comparative data indicate the Journal of Phycology is renewed at much higher levels than many other scientific journals, for example institutions are re-newing subscriptions at nearly 100%. The online Member Directory via the PSA website is in the later developmental phase and should be available soon, hopefully by September. A registered member will be able to see pertinent information on society members (with their permission) and non-members will be able to search for a member but will only be able to see the member's name and affiliation.

SUMMER FALL 2008

Volume 44

28

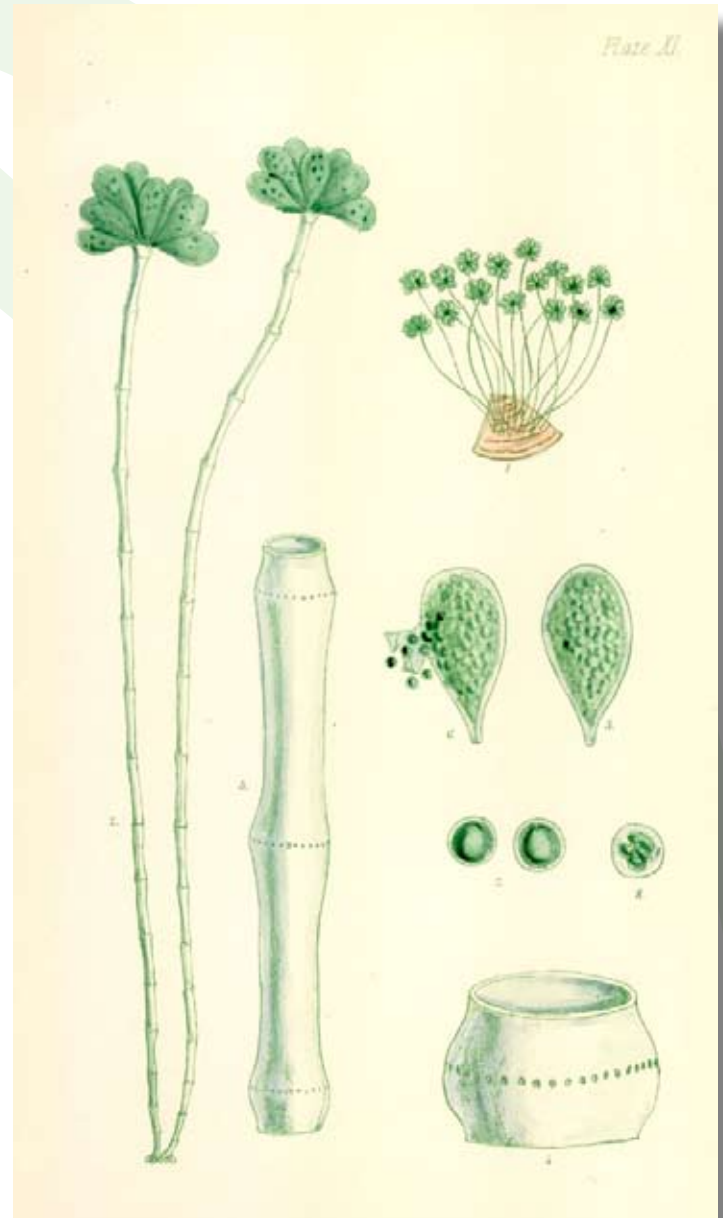
Number 2

Communication Director's Report: Juan Lopez-Bautista announced that Dale Casamatta is now serving as Co-Editor of the Newsletter, which is published electronically each fall and spring. Distribution of the Newsletter is based upon information contained in the Society's Membership List maintained by our publishing partners at Wiley/Blackwell Publ., Inc. Contributions to the Newsletter should be sent in MicroSoft Word format or jpg format for photos. A higher resolution version of each Newsletter is posted on the Society's website.

PSA web presence: Dr. Morgan Vis (Ohio Univ.) introduced the PSA's efforts to expand information and resources on the web that are of interest to phycologists. A meeting for generating ideas was held in spring 2008 in College Park, MD and included four members of the EC as well as numerous other interested persons. This group developed the idea for a new portal ("All about Algae!") linked to the PhycoWiki, a Blog site, opportunities for social and professional networking as well as homepages for the PSA and Journal of Phycology. A list of 11 other types of materials (e.g., activities for teachers, historical archives, etc.) that might be included was presented as examples of new types of content. A mock-up of the front page was presented to those in attendance. In addition to supporting travel to the meeting in College Park, the EC has agreed in principle to hire a web designer to pull the elements of the project together. Dr. Vis is in charge of the project at this time and may solicit materials (content) from selected persons over the coming months.

Meeting adjourned: 6:35 PM

Craig Bailey, Secretary



Algal illustrations from Harvey's *Phycologia Australica* from the PSA website: <http://users.ugent.be/phycology/harvey/>

SUMMER FALL 2008

Volume 44

29

Number 2



Past PSA presidents attending the 2008 PSA Banquet ceremony at the Louisiana Swamp Exhibit, Audubon Zoo (from left to right): Clinton Dawes, Rick McCourt, Bob Sheath, Russ Chapman, Michelle Wood, Rich Triemer, Morgan Vis-Chiasson, and Michael Wynne, with current president Bob Andersen.

Deadline for contributions for the next
PSA Newsletter:

January 15th, 2009

Please contact Juan Lopez-Bautista
jlopez@ua.edu

or

Dale Casamatta
dcasamat@unf.edu

